

10 Amp Minature PCB Power Relay

PC835



FEATURES

- 10 Amp continous contact capacity
- 1 Form A & 1 form C contact forms
- Smallest 10 Amp relay
- Class "B" insulation standard
- 3.5 Kv dielectric between coil and contacts
- Sealed, immersion cleanable
- **Now available Lead Free & RoHS Compliant**



File # E93379

UL/CSA RATINGS

Load Type	All Forms All Contacts
General Use	10 Amps @ 125 VAC, 5 Amps @ 250 VAC, 4.2 Amps @ 277 VAC
Resistive	10 Amps @ 125 VAC, 5 Amps @ 250 VAC, 4.2 Amps @ 277 VAC
TV	5 Amps @ 125 VAC
Motor	1/4 HP @ 120 VAC, 250 VAC & 277 VAC

CONTACT DATA

Material	AgCdO (Silver Cadmium Oxide) AgSnOInO (Silver Tin Indium Oxide)	
Initial Contact Resistance	100 milliohms max @ 0.1A, 6VDC	
Service Life	Mechanical	1 X 10 ⁷ Operations
	Electrical	1 X 10 ⁵ Operations

Note: Sensitive relay (0.2 W) rated 3 Amps 250 VAC/30 VDC

CHARACTERISTICS

Operate Time	10 ms. Max.
Release Time	4 ms. Max.
Insulation Resistance	100 megohms min, at 500VDC, 50%RH
Dielectric Strength	3500 Vrms, 1 min. between coil and contacts, 1 form A 2800 Vrms, 1 min. between coil and contacts, 1 form C 1000 Vrms, 1 min. between open contacts
Shock Resistance	10 g, 11ms, functional; 100 g, destructive
Vibration Resistance	DA 1.5 mm, 10 - 55 Hz
Power Consumption	.45W or .20W
Ambient Temperature Range	-40 to 70 C operating for class B, -40 to 130 C storage
Weight	6 grams approx.

ORDERING INFORMATION

Example:	PC835	-1C	-12	S	F	-G	-X
Model							
Contact Form							
1A, 1C							
Coil Voltage: 3 to 24 Volts DC							
Enclosure							
S: Sealed; C: Flux Free							
Insulation Class							
Nil: UL Class B (125 degrees C), F: UL Class F (155 degrees C)							
Contact Plating							
NIL: No Plating; G: Gold Flashed							
RoHS Compliant							
Nil: Not RoHS, -X: RoHS Compliant							

COIL DATA

Coil Voltage	Resistance ohms $\pm 10\%$		Must Operate Voltage Max. (VDC)	Must Release Voltage Min. (VDC)		
	Standard Coil	Sensitive Coil				
3	20	0.45 W	45	0.20 W	2.25	0.15
5	56		125		3.75	0.25
6	80		180		4.50	0.30
9	180		400		6.75	0.45
12	320		720		9.00	0.60
18	720		1620		13.50	0.90
24	1280		2800		18.00	1.20
48	5100		Not Available		36.00	2.40

Dimensions in Inches (millimeters)

1 FORM A

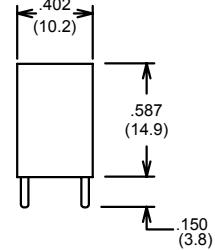

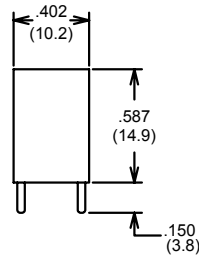

1 FORM C

Side View

End View

Side View

End View

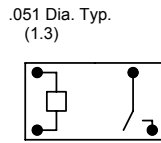
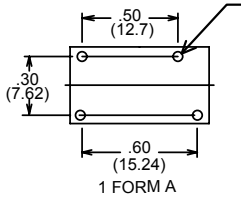


**Bottom View
PC Board Layout**

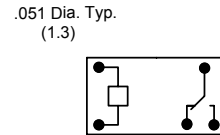
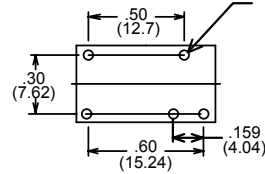
Wiring Diagram

**Bottom View
PC Board Layout**

Wiring Diagram



1 FORM A



1 FORM C

1 FORM C

Notes:

Tolerances $\pm .010$ unless otherwise noted



3220 Commander Drive, Suite 102, Carrollton, Texas 75006

Sales: Call Toll Free (888) 997-3933 Fax (818) 342-5296 email: pickerwest@sbcglobal.net URL: pickercomponents.com