


Ultraminiature Automotive PCB Power Relay

PC565



FEATURES

- Ultraminiature design very light weight
- Sensitive Coil (low pull in voltage) available
- Contact switching capacity up to 30 Amps
- Sealed, immersion cleanable
- Up to 105 degrees C operating temperature
- **Now available Lead Free & RoHS Compliant**

CONTACT RATINGS

| | |
|-------------------------|---|
| Contact Form | 1 Form A or 1 Form C SPST NO or SPDT |
| Max Switching Current | 30 Amps |
| Motor Locked Rotor | 25 Amps at 14 VDC |
| Max. Switching Voltage | 16 VDC |
| Max. Continuous Current | 25 Amps |
| Max. Switching Power | 480 W |

CONTACT DATA

| | | |
|----------------------------|--------------------------------|--------------------------------|
| Material | AgSnO (Silver Tin Oxide) | |
| Initial Contact Resistance | 100 milliohms max @ 0.1A, 6VDC | |
| Service Life | Mechanical | 1 X 10 ⁶ Operations |
| | Electrical | 1 X 10 ⁵ Operations |

CHARACTERISTICS

| | |
|---------------------------|--|
| Operate Time | 2.5 ms. typical (no coil suppression) |
| Release Time | 1.2 ms. typical (no coil suppression) |
| Insulation Resistance | 100 megohms min, at 500VDC, 50%RH |
| Dielectric Strength | 1000 Vrms, 1 min. between coil and contacts |
| Shock Resistance | 30 g, 6 ms, functional; 100 g, destructive |
| Vibration Resistance | 6g, 10 - 500 Hz |
| Drop Resistance | 1 Meter height drop on concrete |
| Power Consumption | 0.64 W and 0.80 W |
| Ambient Temperature Range | -40 to 105 degrees C operating, -40 to 155 degrees C storage |
| Weight | 4.1 grams approx. |

ORDERING INFORMATION

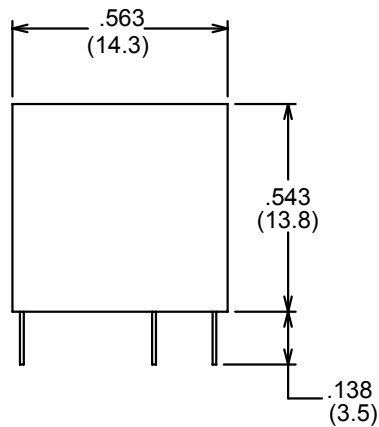
| | | | | | |
|-----------------------------------|-------|-----|-----|---|----|
| Example: | PC565 | -1C | -12 | H | -X |
| Model | | | | | |
| Contact Form | | | | | |
| 1A or 1C | | | | | |
| Coil Voltage | | | | | |
| Coil Power | | | | | |
| Nil: 0.64 W; H: Sensitive 0.80 W | | | | | |
| RoHS Compliant | | | | | |
| Nil: Not RoHS, -X: RoHS Compliant | | | | | |

COIL DATA

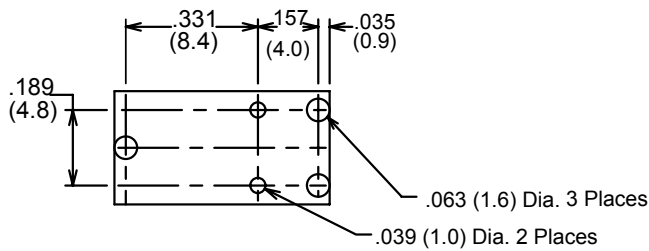

| Coil Voltage | Resistance ohms \pm 10% | Must Operate Voltage Max. (VDC) | Must Release Voltage Min. (VDC) | Coil Power Consumption (W) |
|--------------|------------------------------|---------------------------------------|---------------------------------------|----------------------------------|
| 12 | 225 | 7.2 | 1.0 | 0.64 |
| 12 (H) | 180 | 6.5 | 1.0 | 0.80 |

Dimensions in Inches (millimeters)
Drawings are 2X actual size

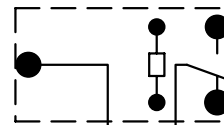
Side View



End View



**Bottom View
PC Board Layout**



**Bottom View
Wiring Diagram**

Notes:
 Contact Form C shown
 On Contact Form A Unused Pin is Omitted
 Tolerances \pm .010 unless otherwise noted



3220 Commander Drive, Suite 102, Carrollton, Texas 75006

Sales: Call Toll Free (888) 997-3933 Fax (818) 342-5296 email: pickerwest@sbcglobal.net URL: pickercomponents.com