

Subminiature PCB Power Relay	PC376
------------------------------	-------



### FEATURES

- 10 Amp continuous contact capacity
- 1 Form A & 1 form C contact forms
- Subminiature design
- Class "B" insulation standard
- Sensitive version available
- 16 amp version available
- Sealed, immersion cleanable
- **Now available Lead Free & RoHS Compliant**



File # E86876

### UL/CUR RATINGS

Load Type	Form 1A SPST-NO	Form 1C SPDT
<b>High Capacity</b>	16 Amps @ 250 VAC	10 Amps @ 250 VAC
<b>General Use</b>	16 Amps @ 250 VAC	10 Amps @ 250 VAC
	16 Amps @ 30 VDC	10 Amps @ 30 VDC

### CONTACT DATA

<b>Material</b>	AgCdO (Silver Cadmium Oxide)	
	AgSnOInO (Silver Tin Oxide Indium Oxide)	
<b>Initial Contact Resistance</b>	100 milliohms max @ 0.1A, 6VDC	
<b>Service Life</b>	<b>Mechanical</b>	1 X 10 <sup>7</sup> Operations
	<b>Electrical</b>	1 X 10 <sup>5</sup> Operations

### CHARACTERISTICS

<b>Operate Time</b>	10 ms. Max.
<b>Release Time</b>	5 ms. Max.
<b>Insulation Resistance</b>	1000 megohms min, at 500VDC, 50%RH
<b>Dielectric Strength</b>	1500 Vrms, 1 min. between coil and contacts 1000 Vrms, 1 min. between open contacts
<b>Shock Resistance</b>	10 g, 11ms, functional; 100 g, destructive
<b>Vibration Resistance</b>	DA 1.6 mm, 10 - 55 Hz
<b>Power Consumption</b>	.2W & .45W
<b>Ambient Temperature Range</b>	-40 to 85 C operating for class B, -40 to 130 C storage
<b>Weight</b>	10 grams approx.

### ORDERING INFORMATION

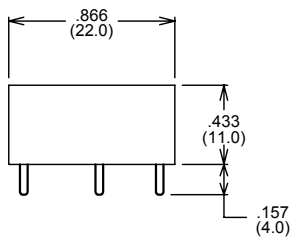
	Example:	PC376	-1C	-12	S	-H	-X
Model							
Contact Form							
1A, 1C							
Coil Voltage							
Enclosure							
S: Sealed; C: Flux Free							
Coil Sensitivity							
Nil: Standard .45 W, H: Sensitive .2 W							
RoHS Compliant							
Nil: Not Rohs, -X: RoHS Compliant							

**COIL DATA**


Coil Voltage	Resistance ohms $\pm 10\%$				Must Operate Voltage Max. (VDC)	Must Release Voltage Min. (VDC)
	Standard Coil		Sensitive Coil			
3	20	0.45 W	45	0.20 W	2.25	0.15
5	55		125		3.75	0.25
6	80		180		4.50	0.30
9	180		400		6.75	0.45
12	320		720		9.00	0.60
18	720		1620		13.50	0.90
24	1280		2800		18.00	1.20

**Dimensions in Inches (millimeters)**

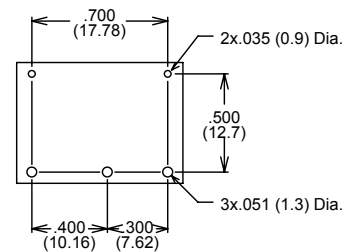
**Side View**



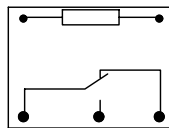
**End View**



**Bottom View  
PC Board Layout**



**Wiring Diagram**



Notes:  
 Contact Form C shown  
 On Contact Forms A & B Unused Pins are Omitted  
 Tolerances  $\pm .010$  unless otherwise noted



3220 Commander Drive, Suite 102, Carrollton, Texas 75006

Sales: Call Toll Free (888) 997-3933 Fax (818) 342-5296 email: pickerwest@sbcglobal.net URL: pickercomponents.com